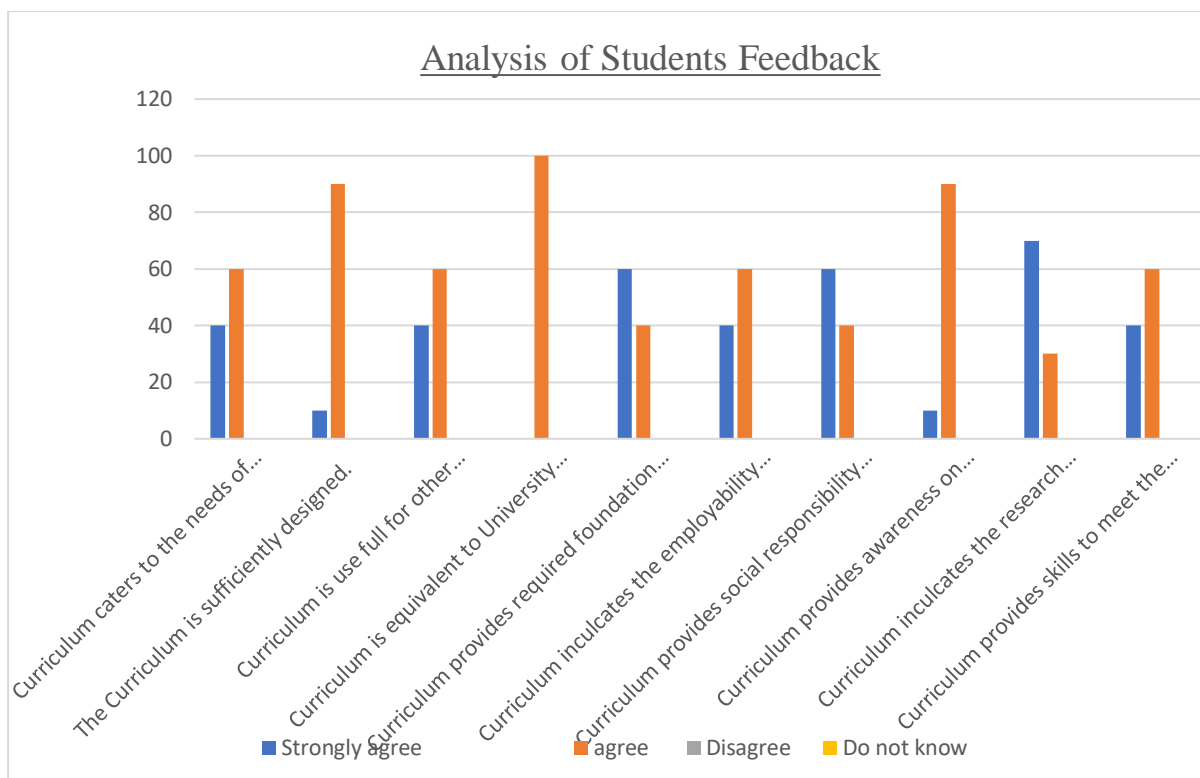


Analysis of Feedback from the stakeholders 2021-22

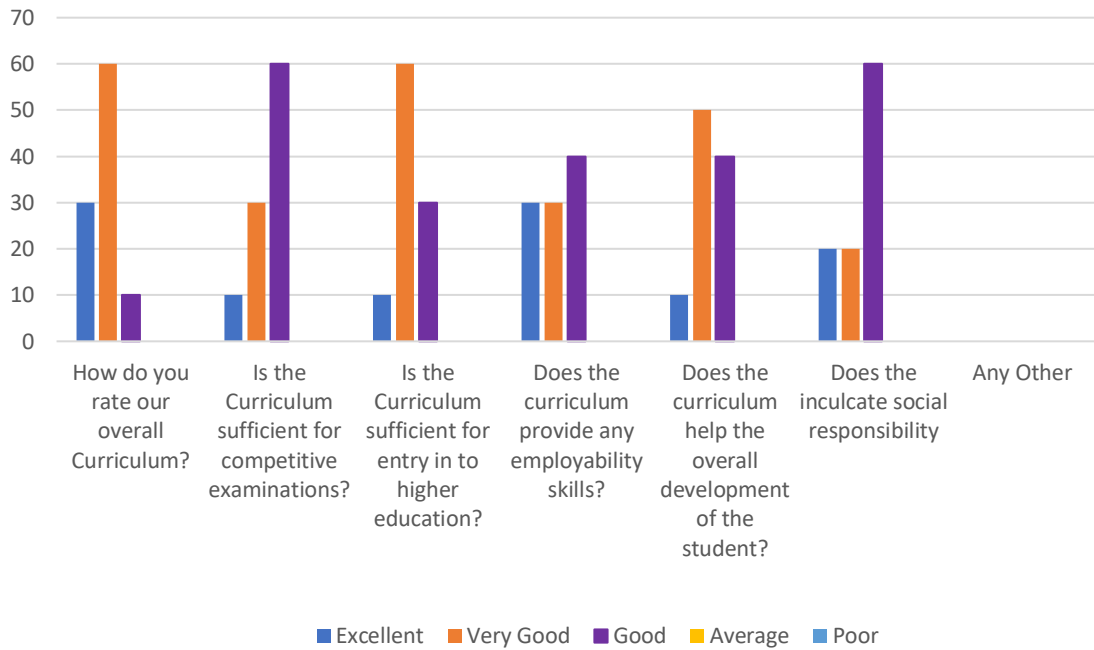
The college has collected and analyzed the feedback from different stakeholders for the academic year 2021-22 and the report is submitted as under. The feedback is collected from the stakeholders using a rating scale from excellent to poor. The responses are also presented in the graphs.

Analysis of student feedback on curriculum: Students being the major stakeholders their views are collected on the curriculum by framing the questions and taking their opinions on the rating scale ranging from strongly agree to strongly disagree. The feedback is analyzed and is also shown in graphical form. Forty percent of the students agreed that the curriculum caters to the needs of the stakeholders in the subject and 60 percent of the students strongly agreed that the curriculum caters to the needs of the stakeholders in the subject. Ten percent of the students strongly agreed that the curriculum is sufficiently designed and 90 percent agreed that the curriculum is sufficiently designed. Forty percent of the students strongly agreed that the curriculum is useful for competitive examinations and 60 percent agreed that the curriculum is useful for competitive examinations. 100 percent of the students agreed that the curriculum is equivalent to the university syllabus. 60 percent of the students strongly agreed that the curriculum provides the required foundation for higher studies and 40 percent agreed that the curriculum provides the required for higher studies. 40 percent strongly agreed that the curriculum develops employability skills and 60 percent agreed that the curriculum develops employability skills. 60 percent of the students strongly agree that the curriculum inculcates social responsibility among the students and forty percent agree that the curriculum inculcates social responsibility among the students. 10 percent of the students strongly agree that the curriculum provides awareness of environmental issues among the students and 90 percent agree that the curriculum creates awareness of environmental issues among the students. Seventy percent of the students strongly agree that the curriculum inculcates the research ambience among the students while thirty percent of the students agree that the curriculum inculcates the research ambience among the students.



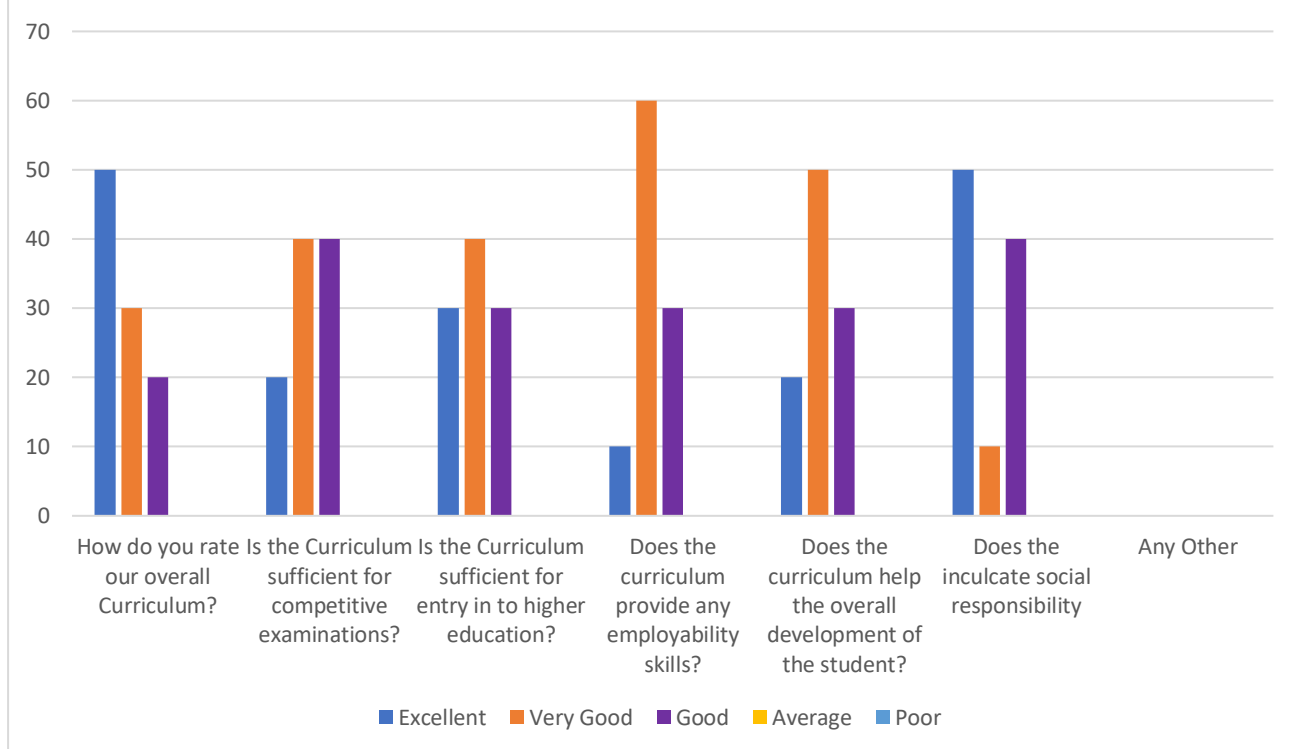
Analysis of Alumnae feedback: Feedback is collected from 30 alumnae members. 60 percent of the members rated that the curriculum designed is very good while 30 percent rated it as excellent. 60 percent of the members opined that the curriculum is good for competitive examinations while 30 percent reported that the syllabus is very good for competitive examinations while ten percent rated it as excellent. 60 percent of the alumni opined that the curriculum is very good for opting higher education, while 30 percent viewed that the syllabus is good enough for going to higher education and the rest ten percent reported excellent. 30 percent of the members opined that the curriculum is excellent in providing employability skills while 30 percent viewed that the syllabus is very good from the point of employability and the rest 40 percent opined that the syllabus is good for providing employability opportunities. Ten percent of the members stated that the curriculum is excellent for the overall development of the student while 50 percent of the members opined it is very good while the rest 40 percent rated that the curriculum is good for the overall development of the student. 20 percent of the members reported excellent that the curriculum inculcates social responsibility, 20 percent viewed the curriculum is very good in inculcating social responsibility, and 60 percent rated it good.

Analysis of Alumnae Feedback



Analysis of Parent feedback on the curriculum: Feedback is also collected from the parents on the same issues that were collected from the alumnae. The answers were taken on a rating scale from excellent to poor. Their responses are collected and finalized. The following paragraph describes the responses of parents related to the curriculum. The graphical presentation of the report is also available after the textual report. Fifty percent of the parents responded that the overall curriculum is excellent, 30 percent of them opined it is very good and 20 percent rated the overall curriculum as good. 20 percent of the parents opined that the Curriculum is excellent for competitive examinations, 40 percent opined that it is very good and the remaining 20 percent viewed that it is good. Thirty percent of the parents opined that the curriculum is excellent for entry to higher education, 40 percent responded that the curriculum is very good for opting for higher education, and the remaining opined that it is good for going to higher education. Ten percent of the parents opined that the curriculum is excellent in providing employability skills, 60 percent rated this as very good and the rest 30 percent rated it as good. 20 percent of the parents rated excellent that the curriculum results in the overall development of the students, fifty percent believed that the curriculum is very good in the overall development of the students and 30 percent believed that the curriculum is good for the overall development of the students. Fifty percent of the parents opined that the curriculum is excellent in inculcating social responsibility among the students, ten percent opined that the curriculum is very good in inculcating social responsibility and the rest viewed that the curriculum is good in inculcating social responsibility among the students.

Analysis of Parents Feedback



Analysis of Teachers' feedback: Feedback is also collected from the teachers of other institutions on the curriculum of the college. The report is analyzed as follows and the graph is also drawn to represent the feedback collected from the teachers. 40% of the teachers opined that the overall curriculum is excellent and 60% of the teachers opined that the overall curriculum is very good. 40% of the teachers opined that the curriculum is excellent for competitive examinations, 40% of the teachers opined it is very good and 20% of the teachers opined that the curriculum is good for competitive examinations. 50% of the teachers opined that the curriculum is excellent for going for higher education, 30% of the teachers viewed the curriculum as very good and 20% of the teachers opined that the curriculum is good for entry into higher education. 10% of the teachers opted for excellent and 60% of the teachers opted for very good and 30% of the teachers opted for good that the curriculum provides any employability skills. 40% of the teachers opined that the curriculum is excellent for the overall development of the student, 50% of the teachers opined that the curriculum is very good and 10% of the teachers opined that the curriculum is good for the overall development of the student. 40% of the teachers responded that the curriculum is excellent in inculcating social responsibility among the students, 50% of the teachers opined that the curriculum is very good in inculcating social responsibility and 10% of the teachers responded that the curriculum is good in inculcating social responsibility among the students.

Analysis of Teachers Feedback

